


SAXOPHONE *ELECTRODE*

*Continuous Stimulation
of the Vagus Nerve*



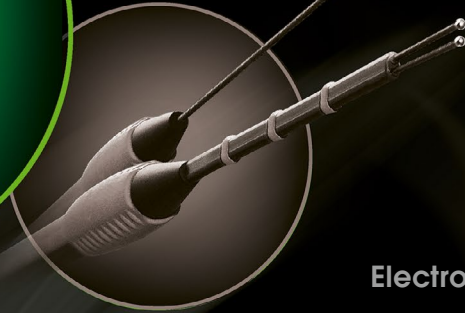
After
Professor
Lamadé

- *vagus nerve*
- *carotid artery*
- *jugular vein*

Saxophone Electrode




Disposable Handheld Probe



Electrode Tube



Adhesive Tube Electrode



AVALANCHE® SI 2 -
Intraoperative 8-Channel Neuromonitor



AUDIO file for further information



- Bipolar stimulation electrode
- CIONM for a seamless monitoring of the recurrent laryngeal nerve
- Flexible, open loop design with integrated electrodes



DR. LANGER
MEDICAL

Dr. Langer Medical GmbH
Am Bruckwald 26
79183 Waldkirch / Germany

Fon +49 (0) 7681- 47 45 4 - 0
Fax +49 (0) 7681- 47 45 4 - 29

www.medical-langer.de
info@medical-langer.de

the art of neuromonitoring

Subject to technical modifications. Errors and omissions excepted.
Version 3.00-2022-01-05. Copyright© Dr. Langer Medical GmbH 2022